

MAJOR CARRIER DIRECT FLIGHT SEATS PER WEEK - U.S. Virgin Islands
 Year To Date, Monthly, Quarterly and Annual Averages
 January 2017 to June 2018

Period	ST. THOMAS/ST. JOHN			ST. CROIX			U.S.V.I., TOTAL		
	2017	2018	Percent Change	2017	2018	Percent Change	2017	2018	Percent Change

YEAR TO DATE:

JUNE 16,446 6,186 -62.4 3,447 3,328 -3.5 19,893 9,513 -52.2

MONTH:

January 17,504 5,029 -71.3 3,667 3,367 -8.2 21,171 8,396 -60.3
 February 17,504 5,719 -67.3 3,667 3,367 -8.2 21,171 9,086 -57.1
 March 17,504 5,719 -67.3 3,667 3,367 -8.2 21,171 9,086 -57.1
 April 15,891 6,374 -59.9 3,421 3,154 -7.8 19,312 9,528 -50.7
 May 15,181 6,175 -59.3 3,130 3,154 0.8 18,311 9,329 -49.1
 June 15,092 8,099 -46.3 3,130 3,556 13.6 18,222 11,655 -36.0
 July 16,185 - - 1,886 - - 18,071 - -
 August 15,359 - - 1,886 - - 17,245 - -
 September 4,876 - - 1,736 - - 6,612 - -
 October 3,105 - - 1,736 - - 4,841 - -
 November 4,889 - - 2,772 - - 7,661 - -
 December 5,589 - - 3,963 - - 9,552 - -

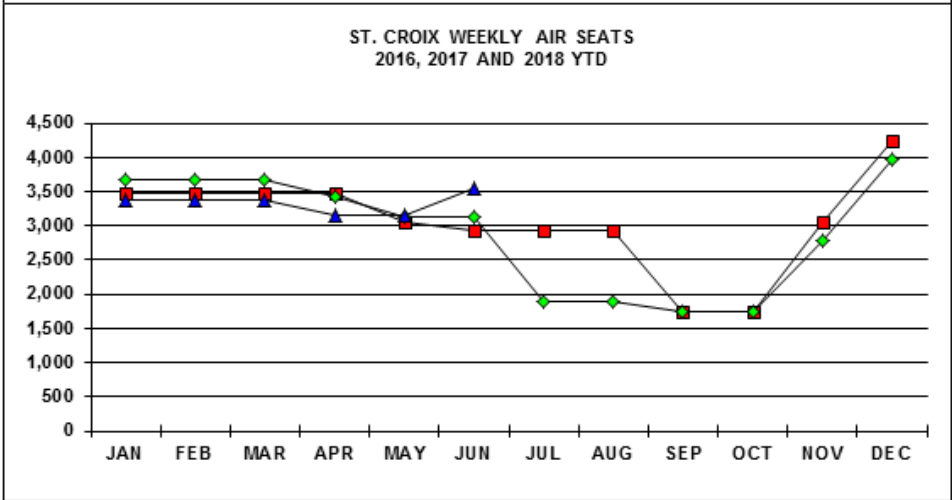
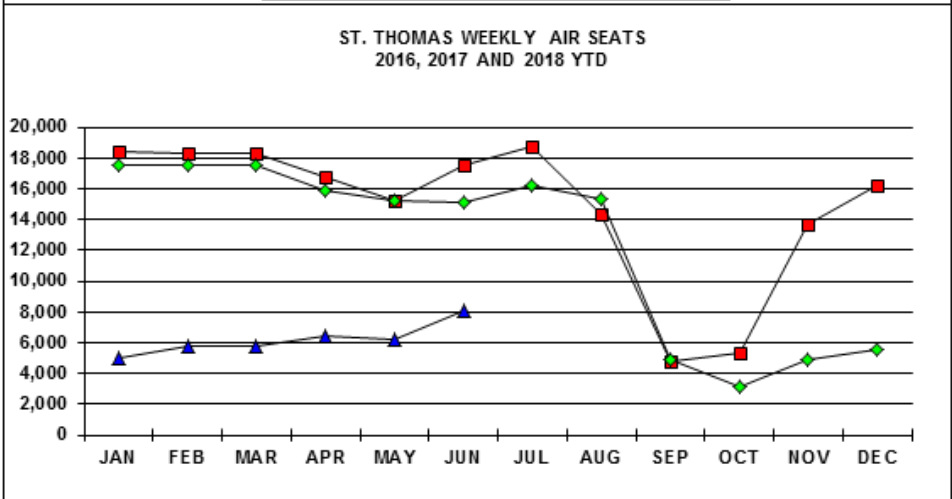
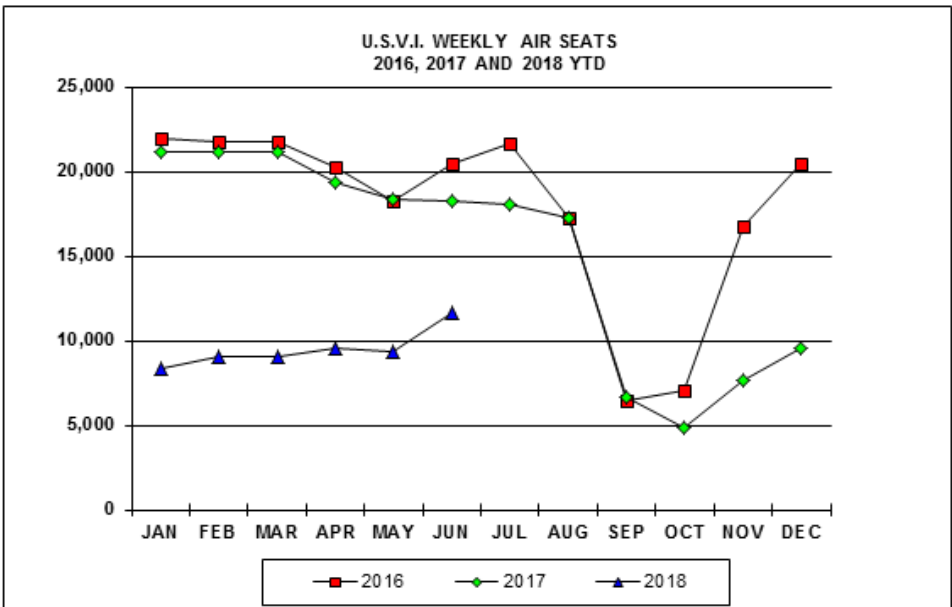
QUARTER:

First 17,500 5,490 -68.6 3,670 3,370 -8.2 21,170 8,860 -58.1
 Second 15,390 6,880 -55.3 3,230 3,290 1.9 18,620 10,170 -45.4
 Third 12,140 - - 1,840 - - 13,980 - -
 Fourth 4,530 - - 2,820 - - 7,350 - -

ANNUAL AVE. 12,389 - - 2,889 - - 15,278 - -

Notes:

U.S.V.I. "Direct Flights Seats Per Week" are based on daily scheduled flights arriving from outside of the Caribbean during the first week of a given month. "Major Carriers" are defined as airlines with scheduled service originating from outside the Caribbean region, generally the continental U.S. Data subject to revision.



ST. CROIX MAJOR CARRIERS
 DIRECT FLIGHT ARRIVALS
 FOR THE WEEK OF JUNE 10- 16, 2018

Airline	Flight Number	Originating Airport(s)	Stops	Plane Type	Seats Per Plane	Flights Per Week	Weekly Seats
American	1293	MIA	0	737	148	7	1,036
American	2317	MIA	0	737	148	7	1,036
American	2071	CLT	0	737	148	1	148
American Subtotal						15	2,220
Delta	735	ATL	0	757-300	234	1	234
Delta Subtotal						1	234
JetBlue	340	SJU	0	E190	100	7	700
JetBlue Subtotal						7	700
Spirit	438	FT. LAU	0	A319	134	3	402
Spirit Subtotal						3	402
TOTAL						26	3,556

ST. THOMAS MAJOR CARRIERS
 DIRECT FLIGHT ARRIVALS
 FOR THE WEEK OF JUNE 10-16, 2018

Airline	Flight Number	Originating Airport(s)	Stops	Plane Type	Seats Per Plane	Flights Per Week	Weekly Seats
American	943	MIA	0	737	148	7	1,036
American	1391	MIA	0	737	148	7	1,036
Delta	403	JFK	0	757	183	7	1,281
Delta	571	ATL	0	757	183	1	183
Delta	661	ATL	0	757	183	7	1,281
JetBlue	1236	SJU	0	E190	100	7	700
JetBlue	1036	SJU	0	E190	100	7	700
Spirit	201	FT.LAU	0	A319	134	7	938
United	1443	IAD	0	737	118	7	826
United*	1123	IAH	0	737	118	1	118
TOTAL						58	8,099
ALL MAJOR CARRIERS GRAND TOTAL							11,655

*Note: United 1123 is scheduled to arrive only one Saturday in June 2018.