

MAJOR CARRIER DIRECT FLIGHT SEATS PER WEEK - U.S. Virgin Islands
 Year To Date, Monthly, Quarterly and Annual Averages
 January 2013 to December 2014

Period	ST. THOMAS/ST. JOHN			ST. CROIX			U.S.V.I., TOTAL		
	2013	2014	Percent Change	2013	2014	Percent Change	2013	2014	Percent Change

YEAR TO DATE:

DECEMBER	14,784	12,562	-15.0	2,776	2,499	-10.0	17,559	15,061	-14.2
----------	--------	--------	-------	-------	-------	-------	--------	--------	-------

MONTH:

January	15,328	14,072	-8.2	2,886	3,630	25.8	18,213	17,702	-2.8
February	16,456	15,388	-6.5	2,886	3,630	25.8	19,341	19,018	-1.7
March	16,456	15,388	-6.5	2,886	3,630	25.8	19,341	19,018	-1.7
April	16,682	13,728	-17.7	3,142	3,630	15.5	19,823	17,358	-12.4
May	15,228	12,224	-19.7	3,004	1,736	-42.2	18,232	13,960	-23.4
June	15,228	12,472	-18.1	2,880	1,736	-39.7	18,108	14,208	-21.5
July	14,770	11,890	-19.5	2,880	1,736	-39.7	17,650	13,626	-22.8
August	14,770	13,354	-9.6	2,880	1,736	-39.7	17,650	15,090	-14.5
September	8,280	5,263	-36.4	1,736	1,736	0.0	10,016	6,999	-30.1
October	8,156	6,016	-26.2	1,736	1,736	0.0	9,892	7,752	-21.6
November	16,792	14,144	-15.8	2,762	1,736	-37.1	19,554	15,880	-18.8
December	19,262	16,800	-12.8	3,630	3,320	-8.5	22,892	20,120	-12.1

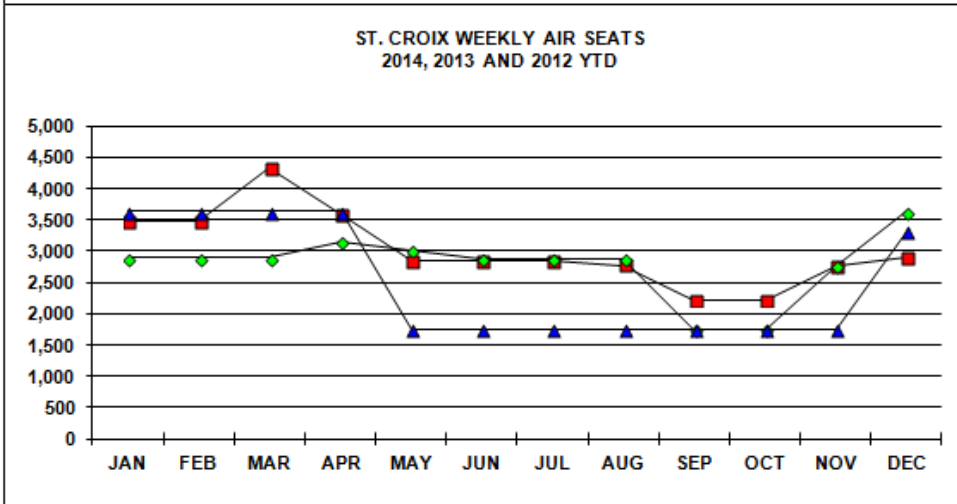
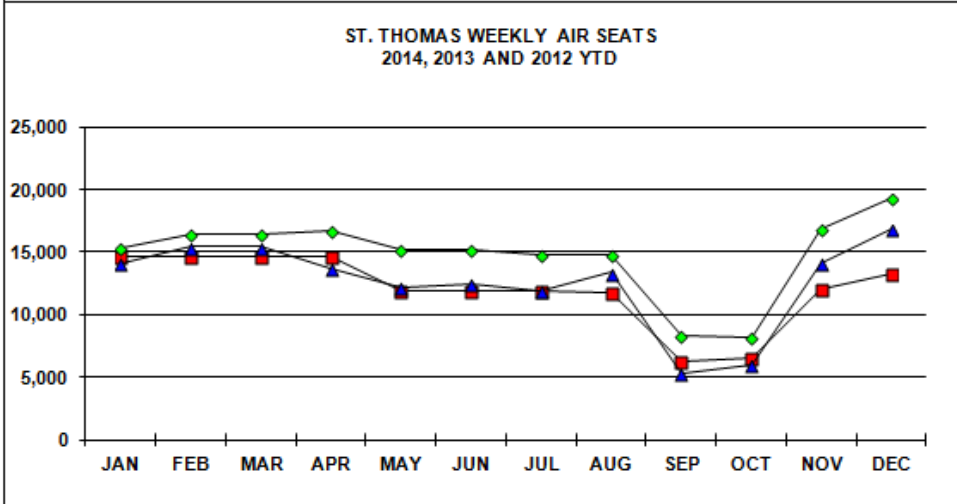
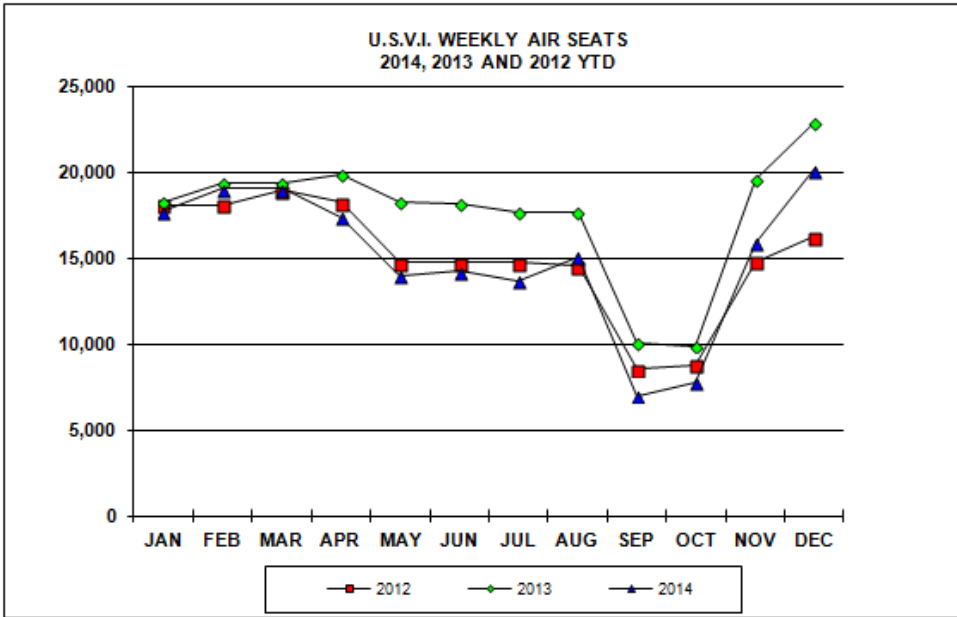
QUARTER:

First	16,080	14,950	-7.0	2,890	3,630	25.6	18,970	18,580	-2.1
Second	15,710	12,810	-18.5	3,010	2,370	-21.3	18,720	15,180	-18.9
Third	12,610	10,170	-19.3	2,500	1,740	-30.4	15,110	11,910	-21.2
Fourth	14,740	12,320	-16.4	2,710	2,260	-16.6	17,450	14,580	-16.4

ANNUAL AVE.	14,784	12,562	-15.0	2,776	2,498	-10.0	17,563	15,063	-14.2
-------------	--------	--------	-------	-------	-------	-------	--------	--------	-------

Notes:

U.S.V.I. "Direct Flights Seats Per Week" are based on daily scheduled flights arriving from outside of the Caribbean during the first week of a given month. "Major Carriers" are defined as airlines with scheduled service originating from outside the Caribbean region, generally the continental U.S. Data subject to revision.



ST. CROIX MAJOR CARRIERS
 DIRECT FLIGHT ARRIVALS
 FOR THE WEEK OF DECEMBER 14-20, 2014

Airline	Flight Number	Originating Airport(s)	Stops	Plane Type	Seats Per Plane	Flights Per Week	Weekly Seats
American	1293	MIA	0	737	148	7	1,036
American	1407	MIA	0	737	148	7	1,036
American Subtotal						14	2,072
Delta	735	ATL	0	MD-88	149	1	149
Delta Subtotal						1	149
JetBlue	340	SJU	0	E190	100	7	700
JetBlue Subtotal						7	700
US Air	2003	CHARLOTTE	0	A-319	124	1	124
US Air Subtotal						1	124
Primera Air*	6223	CPH/EKBI	0	767	275	1	275
Primera Air Subtotal						1	275
TOTAL						23	3,320

*Note: Primera Air has one scheduled Denmark charter flight for the month of December 2014.

ST. THOMAS MAJOR CARRIERS
 DIRECT FLIGHT ARRIVALS
 FOR THE WEEK OF DECEMBER 14-20, 2014

Airline	Flight Number	Originating Airport(s)	Stops	Plane Type	Seats Per Plane	Flights Per Week	Weekly Seats
American	936	JFK	0	757	188	7	1,316
American	943	MIA	0	757	188	7	1,316
American	2355	MIA	0	757	188	7	1,316
American	2421	MIA	0	757	188	7	1,316
Delta	571	ATL	0	757	183	7	1,281
Delta	661	ATL	0	757	183	1	183
Delta	454	JFK	0	757	183	7	1,281
Delta	691	ATL	0	757	183	7	1,281
JetBlue	1032	SJU	1	E190	100	7	700
JetBlue	1030	SJU	1	E190	100	7	700
JetBlue	807	BOS	1	A320	150	4	600
Spirit	201	FT.LAU	0	A-319	138	7	966
Sun Country*	787	MSP	0	737	174	2	348
US Air*	804	CHARLOTTE	0	757	203	2	406
US Air*	808	CHARLOTTE	0	767	258	5	1,290
US Air*	837	PHILADELPHIA	0	767	258	2	516
United Air	1479	WASH	0	737	124	1	124
United Air	1443	WASH	0	737	124	5	620
United Air	1519	NEWARK	0	737	124	7	868
United Air	1561	CHI	0	737	124	3	372
TOTAL						102	16,800
ALL MAJOR CARRIERS GRAND TOTAL							20,120

* Note: During the month of December 2014, US Airways flight 808 will alternate between an A-332 Air Bus or B757/B767 BOEING JET. Sun Country has two flights for the month of December 2014. It is a seasonal charter flight.