

MAJOR CARRIER DIRECT FLIGHT SEATS PER WEEK - U.S. Virgin Islands
 Year To Date, Monthly, Quarterly and Annual Averages
 January 2011 to December 2012

Period	ST. THOMAS/ST. JOHN			ST. CROIX			U.S.V.I., TOTAL		
	2011	2012	Percent Change	2011	2012	Percent Change	2011	2012	Percent Change

YEAR TO DATE:

DECEMBER 11,085 12,009 8.3 2,178 3,022 38.8 13,263 15,031 13.3

MONTH:

January	14,819	14,610	-1.4	1,924	3,470	80.3	16,743	18,080	8.0
February	14,470	14,610	1.0	1,924	3,470	80.3	16,394	18,080	10.3
March	13,564	14,610	7.7	1,924	4,338	125.4	15,488	18,948	22.3
April	13,299	14,610	9.9	1,240	3,594	189.8	14,539	18,204	25.2
May	7,391	11,890	60.9	1,240	2,852	130.0	8,631	14,742	70.8
June	11,378	11,890	4.5	2,640	2,852	8.0	14,018	14,742	5.2
July	11,702	11,890	1.6	2,640	2,852	8.0	14,342	14,742	2.8
August	11,702	11,766	0.5	2,640	2,772	5.0	14,342	14,538	1.4
September	5,811	6,291	8.3	2,072	2,210	6.7	7,883	8,501	7.8
October	5,670	6,590	16.2	2,210	2,210	0.0	7,880	8,800	11.7
November	8,928	12,032	34.8	2,210	2,762	25.0	11,138	14,794	32.8
December	14,286	13,322	-6.7	3,470	2,886	-16.8	17,756	16,208	-8.7

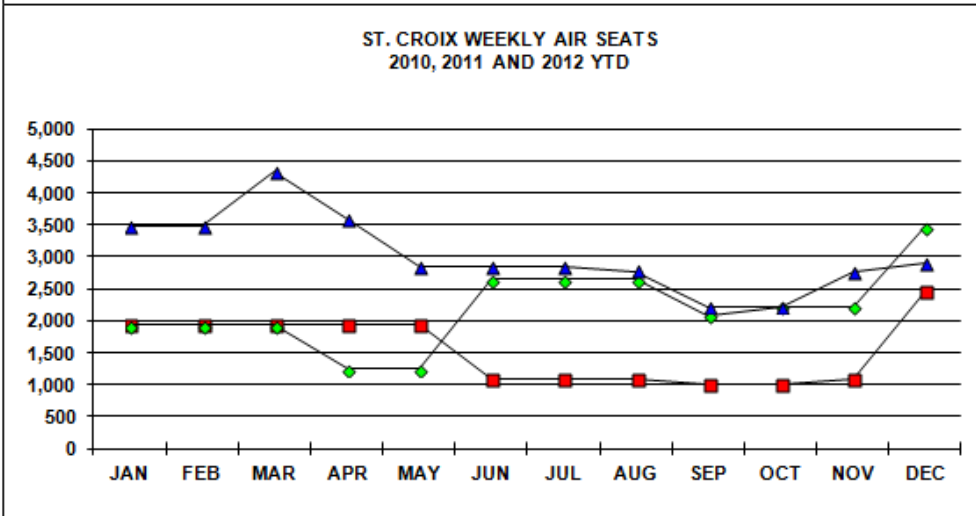
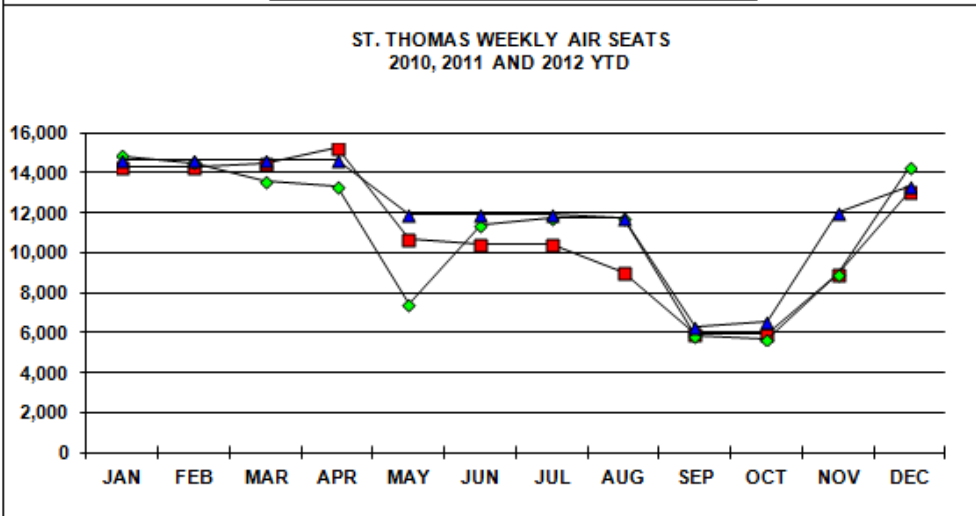
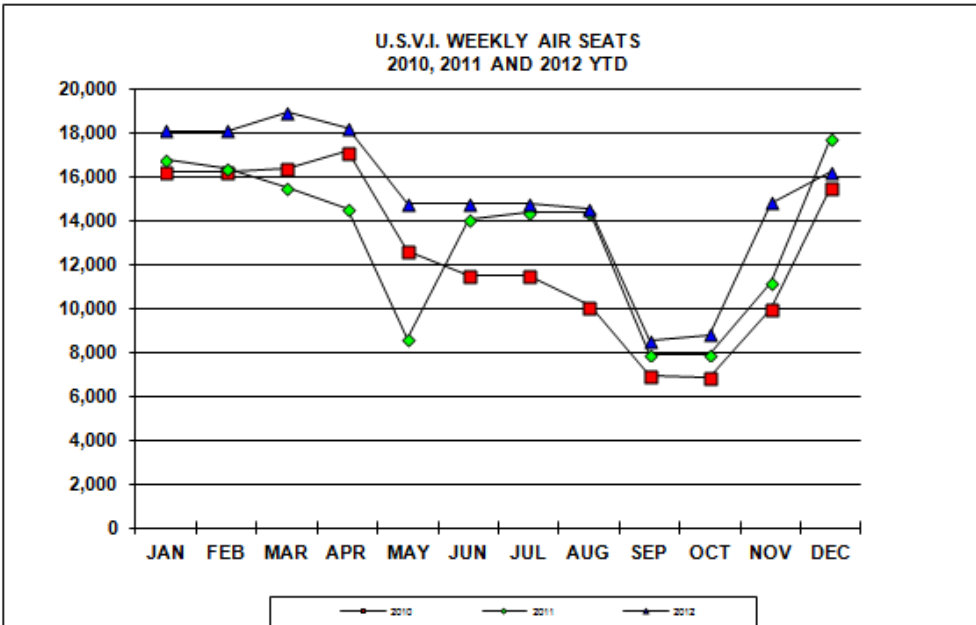
QUARTER:

First	14,280	14,610	2.3	1,920	3,760	95.8	16,210	18,370	13.3
Second	10,690	12,800	19.7	1,710	3,100	81.3	12,400	15,900	28.2
Third	9,740	9,980	2.5	2,450	2,610	6.5	12,190	12,590	3.3
Fourth	9,630	10,650	10.6	2,630	2,620	-0.4	12,260	13,270	8.2

ANNUAL AVE. 11,084 12,009 8.3 2,176 3,021 38.8 13,265 15,033 13.3

Notes:

U.S.V.I. "Direct Flights Seats Per Week" are based on daily scheduled flights arriving from outside of the Caribbean during the first week of a given month. "Major Carriers" are defined as airlines with scheduled service originating from outside the Caribbean region, generally the continental U.S. Data subject to revision.



ST. CROIX MAJOR CARRIERS
 DIRECT FLIGHT ARRIVALS
 FOR THE WEEK OF DECEMBER 16-12, 2012

Airline	Flight Number	Originating Airport(s)	Stops	Plane Type	Seats Per Plane	Flights Per Week	Weekly Seats
American	1297	MIA	0	737	148	7	1,036
American	1165	MIA	0	737	148	6	888
American Subtotal						13	1,924
JetBlue	1164	SJU	0	E190	100	7	700
JetBlue Subtotal						7	700
US Air	1415	CHARLOTTE	0	A-319	124	1	124
US Air Subtotal						1	124
Primera Air*	351	CPH/EKBI	0	757	275	1	138
Primera Air Subtotal						1	138
TOTAL						28	2,886

*Note: Primera Air is a charter flight that arrives weekly from Demark.

ST. THOMAS MAJOR CARRIERS
 DIRECT FLIGHT ARRIVALS
 FOR THE WEEK OF DECEMBER 16-12, 2012

Airline	Flight Number	Originating Airport(s)	Stops	Plane Type	Seats Per Plane	Flights Per Week	Weekly Seats
American	655	JFK	0	757	188	7	1,316
American	775	MIA	0	757	188	7	1,316
American	795	MIA	0	757	188	7	1,316
American	883	BOSTON	0	757	188	6	1,128
Delta	571	ATL	0	757	183	7	1,281
Delta	661	ATL	0	757	183	1	183
Delta	675	JFK	0	757	183	1	183
Delta	677	ATL	0	757	183	3	549
JetBlue	1032	SJU	1	E190	100	7	700
JetBlue	1030	SJU	1	E190	100	7	700
JetBlue	807	BOS	1	A320	150	4	600
Spirit	201	FT.LAU	0	A-319	138	7	966
Sun Country*	781	MSP	0	787	162	2	162
US Air*	1079	CHARLOTTE	0	757	193	2	386
US Air*	1042	CHARLOTTE	0	757	193	1	193
US Air*	1286	PHILADELPHIA	0	757	193	7	1,351
United Air	1443	WASH	0	737	124	4	496
United Air	1519	NEWARK	0	737	124	4	496
United Air	1561	CHI	0	737	124	2	248
TOTAL						86	13,322
ALL MAJOR CARRIERS GRAND TOTAL							16,208

* Note: US Airways flight numbers 1042 and 1286 alternates between a B757/B767 BOEING JET
 Sun Country has two flights for the month of December 2012. It is a seasonal charter flight.