

MAJOR CARRIER DIRECT FLIGHT SEATS PER WEEK - U.S. Virgin Islands
Year To Date, Monthly, Quarterly and Annual Averages
January 2005 to December 2006

| Period | ST. THOMAS/ST. JOHN | | | ST. CROIX | | | U.S.V.I., TOTAL | | |
|--------|---------------------|------|----------------|-----------|------|----------------|-----------------|------|----------------|
| | 2005 | 2006 | Percent Change | 2005 | 2006 | Percent Change | 2005 | 2006 | Percent Change |

YEAR TO DATE:

| | | | | | | | | | |
|----------|--------|--------|-----|-------|-------|------|--------|--------|-----|
| DECEMBER | 11,458 | 11,898 | 3.8 | 1,550 | 1,413 | -8.9 | 12,918 | 13,313 | 3.1 |
|----------|--------|--------|-----|-------|-------|------|--------|--------|-----|

MONTH:

| | | | | | | | | | |
|-----------|--------|--------|------|-------|-------|-------|--------|--------|------|
| January | 13,952 | 13,967 | 0.1 | 1,251 | 1,430 | 14.3 | 15,203 | 15,397 | 1.3 |
| February | 13,952 | 13,967 | 0.1 | 1,251 | 1,430 | 14.3 | 15,203 | 15,397 | 1.3 |
| March | 13,676 | 13,967 | 2.1 | 1,617 | 1,430 | -11.6 | 15,293 | 15,397 | 0.7 |
| April | 13,676 | 13,967 | 2.1 | 1,617 | 1,430 | -11.6 | 15,293 | 15,397 | 0.7 |
| May | 12,054 | 12,443 | 3.2 | 1,545 | 1,377 | -10.9 | 13,599 | 13,820 | 1.6 |
| June | 12,054 | 12,443 | 3.2 | 1,687 | 1,377 | -18.4 | 13,741 | 13,820 | 0.6 |
| July | 12,054 | 12,167 | 0.9 | 1,572 | 1,377 | -12.4 | 13,626 | 13,544 | -0.6 |
| August | 12,054 | 13,431 | 11.4 | 1,572 | 1,394 | -11.3 | 13,626 | 14,825 | 8.8 |
| September | 5,098 | 7,798 | 53.0 | 1,288 | 1,394 | 8.2 | 6,386 | 9,192 | 43.9 |
| October | 6,908 | 7,798 | 12.9 | 1,288 | 1,394 | 8.2 | 8,196 | 9,192 | 12.2 |
| November | 8,036 | 7,872 | -2.0 | 1,430 | 1,346 | -5.9 | 9,466 | 9,218 | -2.6 |
| December | 13,967 | 12,962 | -7.2 | 1,430 | 1,577 | 10.3 | 15,397 | 14,539 | -5.6 |

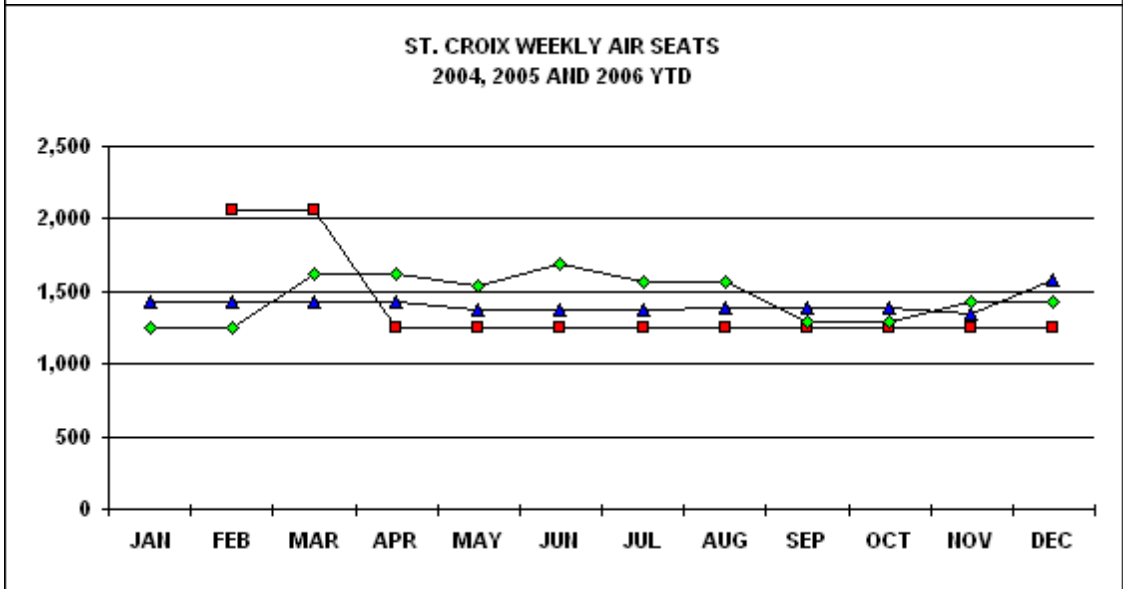
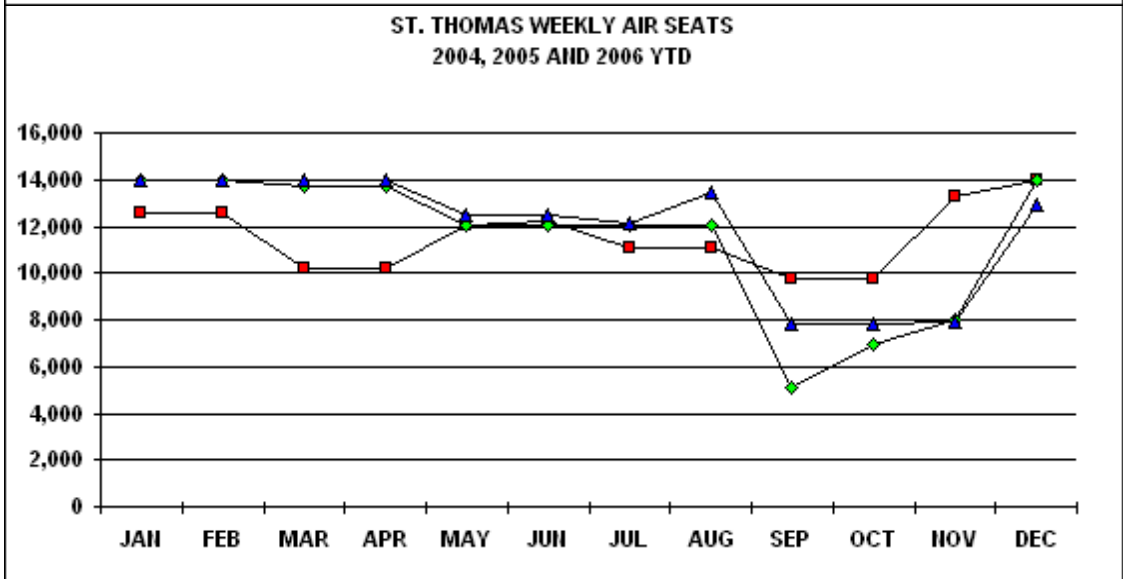
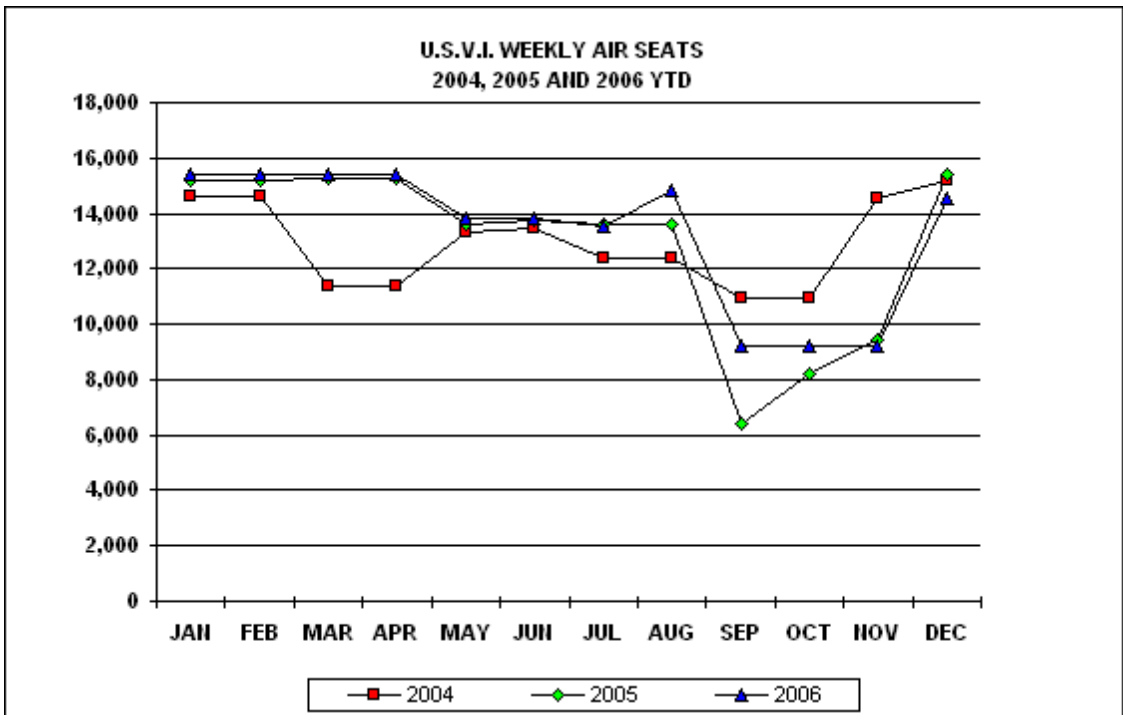
QUARTER:

| | | | | | | | | | |
|--------|--------|--------|------|-------|-------|-------|--------|--------|------|
| First | 13,860 | 13,970 | 0.8 | 1,370 | 1,430 | 4.4 | 15,230 | 15,400 | 1.1 |
| Second | 12,590 | 12,950 | 2.9 | 1,620 | 1,390 | -14.2 | 14,210 | 14,350 | 1.0 |
| Third | 9,740 | 11,130 | 14.3 | 1,590 | 1,390 | -12.6 | 11,210 | 12,520 | 11.7 |
| Fourth | 9,640 | 9,540 | -1.0 | 1,620 | 1,440 | -11.1 | 11,020 | 10,980 | -0.4 |

| | | | | | | | | | |
|-------------|--------|--------|-----|-------|-------|------|--------|--------|-----|
| ANNUAL AVE. | 11,458 | 11,898 | 3.8 | 1,550 | 1,413 | -8.9 | 12,918 | 13,313 | 3.1 |
|-------------|--------|--------|-----|-------|-------|------|--------|--------|-----|

Notes:

U.S.V.I. "Direct Flights Seats Per Week" are based on daily scheduled flights arriving from outside of the Caribbean during the first week of a given month. "Major Carriers" are defined as airlines with scheduled service originating from outside the Caribbean region, generally the continental U.S. Data subject to revision.



ST. CROIX MAJOR CARRIERS
 DIRECT FLIGHT ARRIVALS
 FOR THE WEEK OF DECEMBER 17 - 23, 2006

| Airline | Flight Number | Originating Airport(s) | Stops | Plane Type | Seats Per Plane | Flights Per Week | Weekly Seats |
|-------------------|---------------|------------------------|-------|------------|-----------------|------------------|--------------|
| American | 695 | MIA | 1 | 727 | 142 | 7 | 994 |
| American Subtotal | | | | | | 7 | 994 |
| Delta | 1777 | ATL | 0 | 737 | 147 | 3 | 441 |
| Delta | | | | | | 3 | 441 |
| US Air | 675 | CHARLOTTE | 0 | A-319 | 142 | 1 | 142 |
| US Air Subtotal | | | | | | 1 | 142 |
| TOTAL | | | | | | 10 | 1,577 |

ST. THOMAS MAJOR CARRIERS
 DIRECT FLIGHT ARRIVALS
 FOR THE WEEK OF DECEMBER 17 -23, 2006

| Airline | Flight Number | Originating Airport(s) | Stops | Plane Type | Seats Per Plane | Flights Per Week | Weekly Seats |
|---------------------------------------|---------------|------------------------|-------|------------|-----------------|------------------|---------------|
| American | 1655 | JFK | 0 | 757 | 188 | 7 | 1,316 |
| American | 1944 | FT.LAU/SJU | 1 | 757 | 188 | 7 | 1,316 |
| American | 671 | MIA | 1 | 757 | 188 | 7 | 1,316 |
| American | 798 | MIA | 1 | 757 | 188 | 7 | 1,316 |
| American | 586 | BOSTON | 0 | 757 | 188 | 2 | 376 |
| American | 1565 | JFK | 0 | 757 | 188 | 2 | 376 |
| AIR 2000 | 92 | LON | 0 | | 312 | 1 | 312 |
| Continental | 1884 | NEWARK | 0 | 737 | 124 | 7 | 868 |
| Delta | 337 | ATL | 0 | 757 | 183 | 7 | 1,281 |
| Delta | 988 | ATL | 0 | 757 | 183 | 1 | 183 |
| Spirit | 103 | FT. LAU | 0 | A-319 | 134 | 7 | 938 |
| US Air | 1040 | CHARLOTTE | 0 | 757 | 193 | 7 | 1,351 |
| US Air | 1015 | PHL | 0 | 757 | 193 | 7 | 1,351 |
| US Air | 299 | CHARLOTTE | 0 | 757 | 193 | 1 | 193 |
| US Air | 1187 | CHARLOTTE | 0 | 757 | 193 | 1 | 193 |
| United Air | 1065 | WASH | 0 | A-320 | 138 | 1 | 138 |
| United Air | 1063 | CHI | 0 | A-320 | 138 | 1 | 138 |
| United Air | 991 | WASH | 0 | A-320 | 138 | 2 | 276 |
| TOTAL | | | | | | | 12,962 |
| ALL MAJOR CARRIERS GRAND TOTAL | | | | | | | 14,539 |